

# SuperLife workplace savings scheme

## Overseas Non-government Bonds Fund

### Fund update for the quarter ended 31 December 2019

This fund update was first made publicly available on 13 February 2020.

### What is the purpose of this update?

This document tells you how the Overseas Non-government Bonds Fund has performed and what fees were charged. The document will help you to compare the fund with other funds. Smartshares Limited prepared this update in accordance with the Financial Markets Conduct Act 2013. This information is not audited and may be updated.


### Description of this fund

The Overseas Non-government Bonds Fund is designed to provide a return (after tax, fees and other expenses) that reflects the after-tax return on international non-government bond markets of developed economies.

Total value of the fund:	\$38,947,477
Number of investors in the fund:	3,025
The date the fund started:	15 October 2007

### What are the risks of investing?

#### Risk indicator for the Overseas Non-government Bonds Fund



The risk indicator is rated from 1 (low) to 7 (high). The rating reflects how much the value of the fund's assets goes up and down. A higher risk generally means higher potential returns over time, but more ups and downs along the way.

To help you clarify your own attitude to risk, you can seek financial advice or work out your risk profile at [www.sorted.org.nz/tools/investor-kickstarter](http://www.sorted.org.nz/tools/investor-kickstarter).

Note that even the lowest category does not mean a risk-free investment, and there are other risks that are not captured by this rating.

This risk indicator is not a guarantee of a fund's future performance. The risk indicator is based on the returns data for 5 years to 31 December 2019. While risk indicators are usually relatively stable, they do shift from time to time. The risk indicator will continue to be updated in future fund updates.

See the 'Other Material Information' document on the offer register at [www.disclose-register.companiesoffice.govt.nz](http://www.disclose-register.companiesoffice.govt.nz) for further information about the risks of investing in the SuperLife workplace savings scheme.

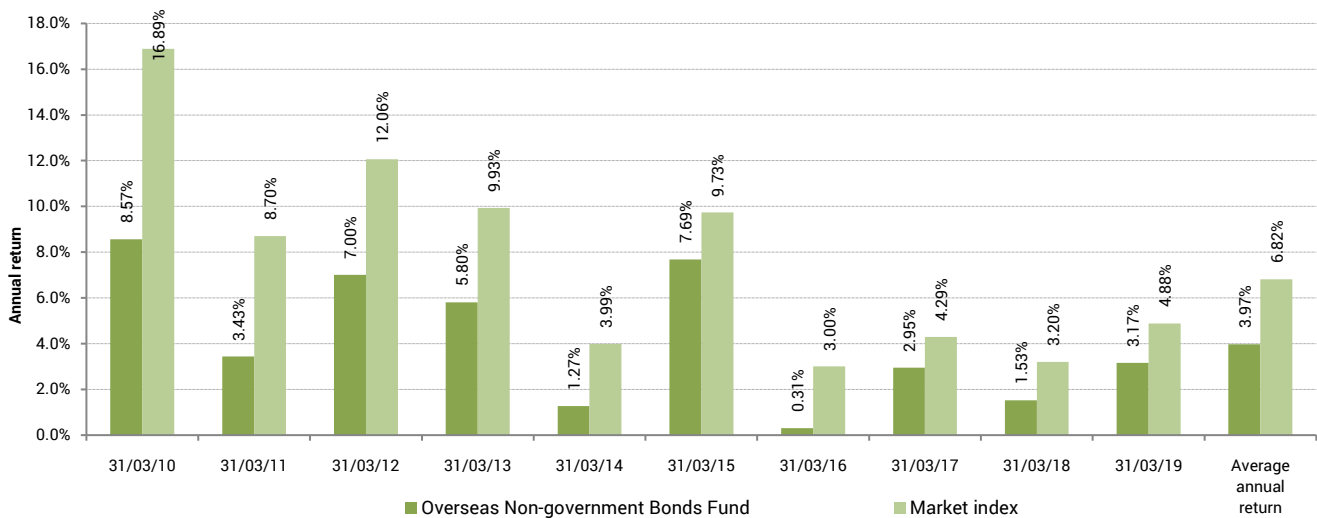
### How has the fund performed?

	Average over past 5 years	Past year
<b>Annual return</b> (after deductions for charges and tax)	2.91%	6.79%
<b>Annual return</b> (after deductions for charges but before tax)	4.03%	9.54%
<b>Market index annual return</b> (reflects no deduction for charges and tax)	4.78%	10.03%

The market index annual return is based on the annual return of the Bloomberg Barclays Global Aggregate Government-Related and Corporate Index (100% hedged to the New Zealand dollar). Additional information about the market index is available in the 'Other Material Information' document on the offer register at [www.disclose-register.companiesoffice.govt.nz](http://www.disclose-register.companiesoffice.govt.nz).



## Annual return graph



This shows the return after fund charges and tax for each year ending 31 March since the fund started. The last bar shows the average annual return since the fund started, up to 31 December 2019.

**Important:** This does not tell you how the fund will perform in the future.

Returns in this update are after tax at the highest prescribed investor rate (PIR) of tax for an individual New Zealand resident. Your tax may be lower.

## What fees are investors charged?

Investors in the Overseas Non-government Bonds Fund are charged fund charges. In the year to 31 March 2019 these were:

	% per annum of fund's net asset value
<b>Total fund charges</b>	0.44%
Which are made up of:	
<b>Total management and administration charges</b>	0.44%
Including:	
Manager's basic fee	0.24%
Other management and administration charges	0.20%
<b>Other charges</b>	<b>Dollar amount per investor</b>
Administration fee	\$12 per annum

Investors may also be charged individual action fees for specific actions or decisions (for example, for withdrawing money and transferring it to a KiwiSaver scheme other than the SuperLife KiwiSaver scheme). See the Product Disclosure Statement for the SuperLife workplace savings scheme for more information about those fees.

Small differences in fees and charges can have a big impact on your investment over the long term.

GST is included in the fund charges set out above.

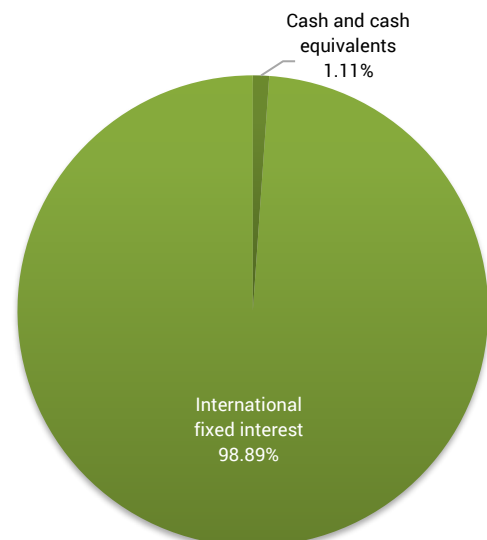
## Example of how this applies to an investor

Jess had \$10,000 in the fund and did not make any further contributions. At the end of the year, Jess received a return after fund charges were deducted of \$679 (that is 6.79% of her initial \$10,000). Jess paid other charges of \$12. This gives Jess a total return after tax of \$667 for the year.

## What does the fund invest in?

### Actual investment mix

This shows the types of assets that the fund invests in.





## Target investment mix

This shows the mix of assets that the fund generally intends to invest in.

Asset Category	Target asset mix
Cash and cash equivalents	1.00%
New Zealand fixed interest	-
International fixed interest	99.00%
Australasian equities	-
International equities	-
Listed property	-
Unlisted property	-
Commodities	-
Other	-

## Top 10 investments<sup>1</sup>

Name	% of fund's net asset value	Type	Country	Credit rating (if applicable)
Vanguard International Credit Securities Index Fund Hedged	97.10%	International fixed interest	Australia	
Westpac Current Account	1.09%	Cash and cash equivalents	New Zealand	AA-
BNP PARIBAS A/C AUD	0.00%	Cash and cash equivalents	Australia	

The top 10 investments make up 98.19% of the fund's net asset value.

## Currency hedging

The fund's foreign currency exposure is hedged to the New Zealand dollar, and hedging levels will vary between 90% and 110%. As at 31 December 2019, 99.76% of the fund's foreign currency exposure was hedged.

## Key personnel

This shows the directors and employees who have the most influence on the investment decisions of the fund:

Name	Current position	Time in current position	Previous or other positions	Time in previous / other position
Guy Roulston Elliffe	Director	4 years and 1 month	Corporate Governance Manager - ACC (current position)	4 years and 8 months
Stuart Kenneth Reginald Millar	Chief Investment Officer - Smartshares	7 months	Head of Portfolio Management - ANZ Investments	6 years and 4 months
Hugh Duncan Stevens	Chief Executive Officer - Smartshares	1 year and 10 months	Chief Operating Officer - Implemented Investment Solutions Ltd	2 years and 6 months
Alister John Williams	Director	4 years and 1 month	Investment Manager - Trust Management	4 years and 11 months

## Further information

You can also obtain this information, the Product Disclosure Statement for the SuperLife workplace savings scheme, and some additional information, from the offer register at [www.disclose-register.companiesoffice.govt.nz](http://www.disclose-register.companiesoffice.govt.nz).

## Material changes

There have been no material changes to the nature of the SuperLife workplace savings scheme, the investment objectives and strategy of the fund, or the management of the scheme over the quarter ended 31 December 2019.



## Notes

- 1 The top 10 investments listed in the table exclude current assets and current liabilities, and as a result do not sum to 100%.